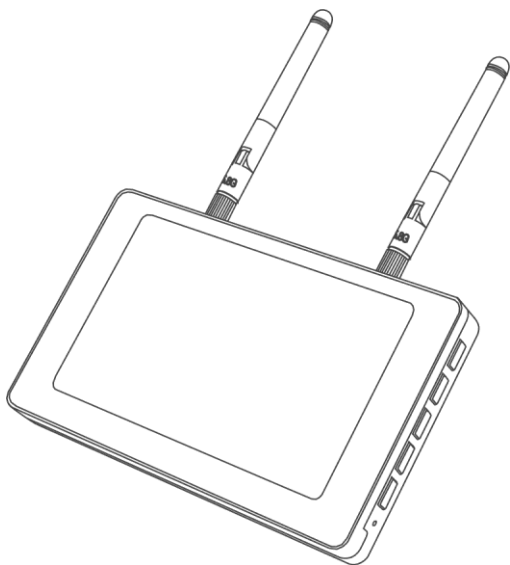


User Manual

Moneagle

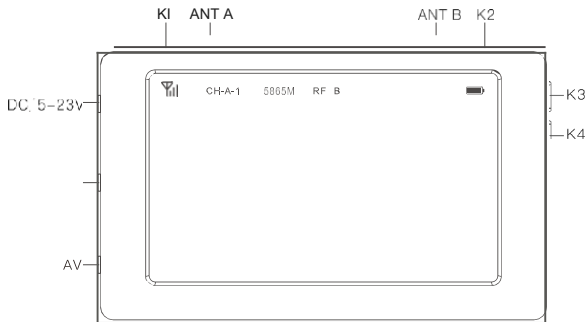


Dual module and dual system



Features:

- *Built-in Dual module and dual system
- *With DVR function and DVR autonomous system
- *Built—in video input,Audio output
- *Built—in 5.8Ghz Dual diversity receiver automatically for best reception
- *4000mAh high—capacity battery for 3 hours working time
- *There are three video recording modes
- *Have the function of video replay
- *360—degree all—view HD display
- *Small, light weight, durable
- *5 Bands and total 8 Channels,40 frequency channel numbers
- *Built—in battery , easy to carry and outdoor use
- *Ultra—high luminance and button for controlling luminance
- *5—23 V wide supply voltage range,support 2—6S lipo battery to charge the monitor
- *A key to automatic signal search,Simple operation
- *Work status OSD display:Always be aware of the device working condition.



K1: Power	K4: Band+	K7: B—
K2: Search	K5: CH+	
K3: Rec	K6: B+	

Instructions

1. KEY

@ Power/MENU

Press 3s boot, then press 3s shutdown
Short press start to MENU

Replay	
Brightness	50
Oontrast	50
Color	50
Sharpness	20
Backlighl	50
Volume	10
Video mode	VGA
Video sound	
Loop video	OFF
Formatting	
Language	English
Reset	
MONEAGLE	

@ Search

A key to automatic signal search, Simple operation

3 Rec

Press the button, recording start, then press the button again to save the video

@ BAND+

5 Bands

Default mode, click the BAND+ option, A, B, E, R, F cycle selection

US CH+

Default mode, click the option for the CH—8 cycles;

@6 B+/B—

Button for controlling luminance

2. JACK

@ AV: video input, Audio output

2 TF card: Support up to 64G

@ DC/5—23V:

The monitor support DC5—23V wide voltage, it not only can be charged with USB and Power Bank, but also 2—6S lipo battery, which is very suitable for long—time flight.

3. Battery

Built—in 3.8V 4000mAh high—capacity polymer battery

4. DVR

*Enter DVR

Short press Power start to MENU, and press Power again to select DVR mode; So press CH+ button to enter DVR mode. VAA/D1/HD three modes are available.

5. Package included:

@ FPV Monitor x1

@ USB cable x1

@ XT60 expanded cable x1

@ AV cable x1

@ Linear antenna x2

@ Bracket for radio controller x1

@ instruction x1

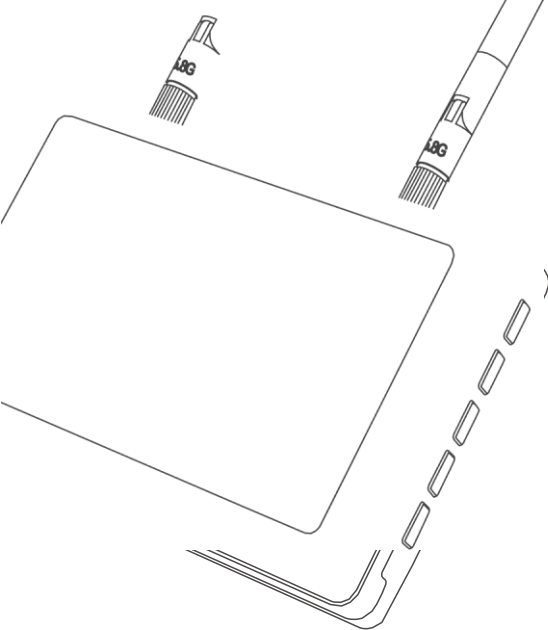
Technical parameter

Size	5 inch
Material	IPS high light,full—view
Resolution	800x480Px
Brightness	1000Lux
Receiver	5.8G Diversity
Frequency	40
DVR system	Autonomous system
DVR Function	Supporting replay
DVR Mode	VGA/D1/HD available
Storage medium	TF card
Storage standard	C10, Maximum supporting 64G
Loudspeaker	High fidelity, stereo speakers
Battery material	3.8V Polymer battery
Battery capacity	4000mAh
Working hours	3 hours
Size	145x86x16mm (antenna not included)
Weight	218g
Charging	USB
Input voltage	Wide voltage DC 5—23V, support 2S—6S supply
Language	English,German,French,Spanish,Italian,Chinese, Russian,Japanese
Connectors	RP—SMA female(outer needle)
Antennas Connectors	RP—SMA male (inner hole)
Working temperature	-10°C+ 65 °C

Frequency Table(MHZ)

	ch1	ch2	ch3	ch4	ch5	ch6	ch7	ch8
Band A	5865	5845	5825	5805	5785	5765	5745	5725
Band B	5733	5752	5771	5790	5809	5828	5847	5866
Band E	5705	5685	5665	5645	5885	5905	5925	5945
Band F	5740	5760	5780	5800	5820	5840	5860	5880
Band R	5658	5695	5732	5769	5806	5843	5880	5917

Notice: It can't receive 2 different channels at the same time,
Not affect by 2.4GHz R/C Radios



E♻️ REP

CE

FC

✓
RoHS


MADE IN CHINA

